


CATS NEWSLETTER

CAPITAL AREA TIMEX SINCLAIR
USERS GROUP
P.O. Box 467
Fairfax Station, VA 22039

\$1.00 per copy
Please support your computer
JOIN C.A.T.S.!

VOLUME 8
NUMBER 3



September, 1988

DESKTOP PUBLISHING IN THE 80's CATS PICNIC: SEPT 24
GREENBELT PARK

IN THIS ISSUE

CYA Workshop News/Picnic Map.....	3
QL on the QT.....	4
Graphics and the 288.....	5
Desktop Publishing.....	6
WRx16 Revisited.....	7
Auditor's Report/Ask Mannie.....	8
Money Machine II Review.....	9
Group Buy Info.....	10
Classified Ads.....	11

CONTRIBUTORS

Bill Barnhart	Vernon Smith
George Rey	Hank Dickson
Fred Nachbaur	Wif Rieger
John Colonna	Duane Parker
Dave Klinkhamer	Thomas Roth
Pieter van Dijk	

PRESIDENTIAL RAMBLINGS

Picnic

Mark your calendars now for the CATS picnic to be held Saturday, September 24th at the Laurel area of the Greenbelt Regional Park.

Hamfest

CATS has a table at the 1988 Gaithersburg Hamfest that will be held Sunday, September 11th. Come out and see us and get a chance at some great buys at the flea market! To prepare us for buying, our resident guru, Tom Bent, will discuss at our September meeting those items that are good buys and what are reasonable prices. He'll also share with us those items to steer clear of at any price.

Chip Shots

The club has two group buys for members going. One is the anti-bounce keyboard chip (8749) for the QL that prevents multi-key strikes for people like your president who will never win any touch typing contests or for those who like to have the latest technology in their QL's. Vernon Smith is arranging the buy, so if you did not sign-up at the August meeting please contact him for more information or to put you order in. The second chip is to improve performance of your QL disk drives if you have non-Cumana disk interface. [It will work with the Cumana but the Cumana chip is not socketed and would require some effort to replace.] Contact Tom for more information.

(Continued on page 3)

FROM THE EDITOR

I just found out that civilian life is very much like it was in the military. When I got the packet of materials for the newsletter from Bill Barnhart, I found out that I was "in charge" of the group buy for the keyboard controller chips. Sort of reminds me of the "old days", when you returned from vacation you found you had orders to the Alaskan DEW Line, the Korean DMZ, or some other plush tourist area.


I guess most of the September meeting will be taken up with news about the Cleveland Fest, but at the risk of stealing their thunder, I will throw out a few of the jewels and/or rumors. A+ found some more QLs to sell. It appears that Sinclair owed Samsung of Korea some money and Samsung was holding the computers "hostage". The debt was paid and so 1000 more QLs are on the market. Look for a Sinclair MS-DOS machine. That's right MS-DOS. Seems Uncle Clive wanted to use his name again; however, Amstrad said nothing doing. They bought the Sinclair name along with everything else when Clive chucked it a few years ago. Incidentally, the "Sinclair" machine is just an Amstrad with another name. As far as I'm concerned, it's still an Amstrad!

In case you didn't know it, the CATS Newsletter won Second Place in the big Time Designs newsletter shootout. We tied with ZX-Appeal (Vancouver, British Columbia) and were beaten by The Hacker from Las Vegas. We beat some excellent competitors, Peter Hale's Boston Computing Society comes readily to mind, so I'm thankful. Being Number 2 means that we will have to work a little bit harder during the next year. You can help me, as you've done in the past, by keeping the articles coming. Speaking of help, we will all have to pitch in if we are to make OUR fest successful. We have everything going for us in the areas of geographical proximity

to large population centers and the big tourist draw, the city of Washington! We'll need you creative energies if we are to make the event a success.

If you are curious about what lies ahead in this issue, I will end the suspense. George Rey has a teaser about his CYA workshop. If you haven't attended, you should. Pieter van Dijk has a program for using the Z88 in conjunction with the QL to generate graphics! Pieter never ceases to amaze me with the wide variety of articles he produces. As an intro to my meeting presentation, I put down a few of my thoughts on desktop publishing. I will go into greater detail at the meeting. Duane Parker's Audit Committee submitted their report and, as expected, Ruth's books passed with flying colors. Congratulations to Ruth for a job well done. Hank Dickson continues with the transcript of the "Ask Man-nie Show" on hardware interfacing. Our own member, Herb Bowers', Money Machine II is reviewed by the SINCUS Newsletter. Finally, there is information on the keyboard controller chip group buy.

Don't forget the Picnic. It's September 24th, at the Laurel Picnic Area in Greenbelt Park. Directions are on page 3. I had a lot of fun putting this issue together and I hope you enjoy it too.



cats 2 september

KEY DATES

SEPTEMBER

- 10 General Meeting
- 11 Gaithersburg Hamfest
- 20 Executive Board Meeting
- 23 October Newsletter DEADLINE
- 24 Picnic
Greenbelt Park

OCTOBER

- 8 General Meeting
- 18 Executive Board Meeting
- 28 November Newsletter DEADLINE

SEPTEMBER MEETING AGENDA

- 11:00 Hardware Workshop
- 12:00 CYA Workshop
- 1:00 Lunch
- 2:00 General Meeting
- 2:45 Desktop Publishing from an Editor's Point of View-Vernon Smith
- 3:30 Open Discussion
- 4:30 Adjourn

NEWSLETTER SUBMISSIONS

Submissions for the newsletter can be in hard copy, with columns 3 1/2 inches wide or, preferably, magnetic media. For the QL, microdrive cartridge, 5 1/4" DS/DD or Quad density disks, or 3 1/2" disks. For the ZX81, TS1000, or 2088, cassettes only, with titles on the box.

Send material to:

Editor, CATS Newsletter

Box 467

Fairfax Station, VA 22030

POTPOURRI

News Around the Beltway

CYA WORKSHOP by George Rey

We have a new name, now CYA stands for Cover Your Assets (not Anatomy), with a QL(eaf), of course.

Stock market data will be made available by Bob Diggs—for show or copy. Also, inflation indicators (GNP Deflator and Producer Price Index) and their uses will be discussed along with money (M2V) growth and GNP's (Real or Imagined). Real values refer to inflation adjusted nominal values of key indicators.

In pursuing our first objective (to determine secular economic trends), we are using S. Leeb's four guides. These are:

- (1) Real GNP > Inflation Rate (GNP Deflated)
- (2) Real AAA Bond Yields > Inflation Rate (Producer Price Index Adjusted)
- (3) Federal Funds Rate < AAA Bond Rate
- (4) M2V must be growing, ie., Real M2V = or > Real GNP

When the above conditions are all in sync, a growing economy is sustainable and equity (stock) markets should respond bullishly. When they are not in sync, watch out for bears, or stand aside.


To meet our first objective, we are developing a data base over a two year period, smoothing out the variations with an appropriate moving average (ma) using Abacus, and then translating the half dozen parameters onto Easel for comparison and analysis. Once we have the initial data base established, a few minutes a month should keep the

data updated and investment trends should become apparent. With this road map, one might find Cibola.

Second Annual

PICNIC IN THE PARK

If you made the picnic last year, you know what a good time we had. This year's event should be even better. CATS will be furnishing charcoal, drinks, and chips. You furnish the meat and buns. Bring the wife (or husband), a friend, or kids. Everyone's welcome. See the directions below to the picnic area. Festivities start at 11 AM. The funeral pyres will be ignited at Noon and burnt offerings will commence soon after. DON'T MISS IT!



RAMBLINGS (From Pg. 1)

• CLEVELAND FEST

The Cleveland Fest was held August 27-28. We will get a full report on activities at the meeting.

• MEETING TOPICS

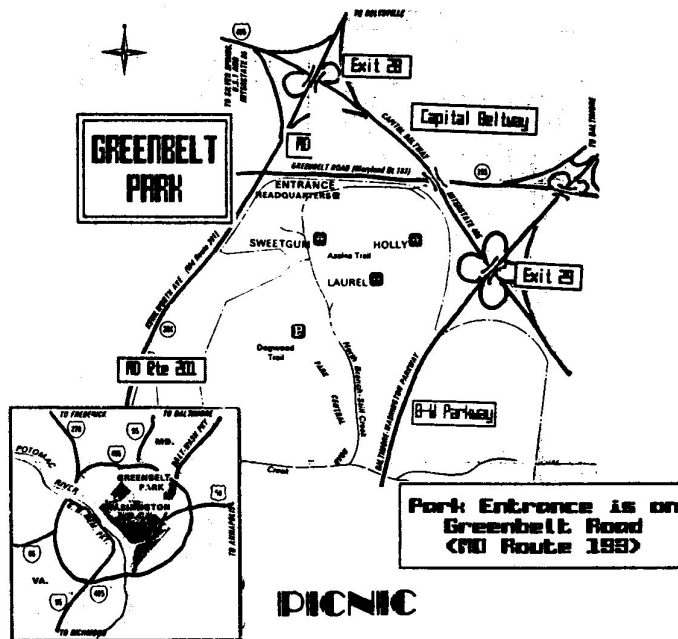
George Rey has put together the meeting topics for the next year. They will be discussed at the meeting. As usual, George has done an excellent job in identifying interesting and useful topics.

• OTHER

I would like to thank Tom for the fine presentation at the August meeting; the QL holds fewer mysteries for me now! I want to welcome Phil Russo to the Executive Board; he's filling the seat vacated by Tom Bent as he (Tom) moved over to his newly created seat for the Immediate Past President. On a personal note, I would like to offer my condolences and those of the other CATS members to our newsletter editor, Vernon Smith, and his family on the death of his mother last month at the age of 84.

See you at the meeting.

Bill



cats 3 september

QL on the QT by Vernon Smith

● WRITETURN

Last month I promised an in depth look at Writeturn, Sector Software's answer to the problem of "the too big spreadsheet" and how you can print it. This is a problem on printers with 8 1/2" carriages, if you want to label rows and include all 12 months plus a yearly total. If you run over 132 columns, condensed print won't work. What you need is the ability to turn the page 90°, so the top of the page prints down the side. Last year Talent produced Sideways but its drawback was that it used a downloadable character set and many printers, including the QL printer, don't have that capability. Writeturn turns the characters with the software to overcome that problem. In my estimation that's the only thing they've done right (write?). After working with Writeturn, you can really appreciate the work that Talent put into Sideways.

Writeturn has many MAJOR drawbacks, which, I feel make the program useful to a very limited degree.

First, the documentation consists of a two page _doc file. This is too little to explain anything more than the very basic rudiments but then, considering how crude and how few features the program really has, it is probably all they could say.

Second, the program has only 6 options for number of rows on a page (48, 57, 64, 72, 96, and 192). Up to 250 columns are allowed. If your spread sheet has the maximum number of rows Abacus will allow, 255, or is over 250 columns, you are out of luck. Also, it puts all 192 rows on ONE page. With this option the rows are squeezed down so much that the spreadsheet is completely unreadable!

Third, the file must be titled as "si_lis"; therefore, to run the program more than once, you must use several disks. Isn't that smart? Hav-

ing to title the file "si" can be confusing since it prevents you from using a unique file identifier.

Finally, I get solid cursor marks at the end of each line and on blank lines, in the left hand margin. Why? How do I get rid of them? Who knows. The "docs" certainly don't say. If I ever get time I may write Sector to find out, but then I don't want to waste 45 cents on the postage.

If you are getting the idea that I think this program is a waste of money, you are correct. I wish I could get mine back. I take back everything I said about Sideways, now that I've used Writeturn.

● text⁸⁷

I've received text⁸⁷ and I am in the process of learning how to use it. As Peter Hale's review in the June issue indicated, it is a large and complex program which takes some time to learn to use correctly. As soon as I do, I will be able to give you some tips. There are some features about the program that really intrigue me. You can have up to 4 columns on a page, just like a newspaper, which ought to make production of the newsletter a great deal easier. Founted⁸⁷, the printer driver, has been supplemented by 24⁸⁸, a set of drivers for 24 pin printers. The Epson GQ3500 laser printer is also supported and they will produce others on request. Another nice touch is the recognition that there will be North American buyers so a price list is quoted in dollars and they will accept dollar denominated postal money orders. I'm eagerly looking forward to the introduction of their graphic printer driver, fountext⁸⁸. If it can be integrated into text⁸⁷, there is the potential for having a first rate desktop publishing system for the QL!

● IBM Copy

Last month, in the Editor's column, I indicated that the IBM Copy program is extremely useful and easy to use. If you think that you will have to read a MS-DOS disk on your QL, this is the ONLY utility you need. This is my idea of a "must have" program.

● What about our group?

I was hoping to review *Taking the Quantum Leap* by Mike deSoza in a future issue. I wrote to him stating that our user group contained more QL users than any other and, therefore, we might be a fertile ground for sales of his book. He replied that they don't send out review copies to "groups such as yours" (?) and they wanted me to be happy with a favorable review by Mark Fendrick in Computer Shopper. Well, I'm not. I happen to feel I'm smart enough to make up my own mind. Since they want me to review the book using a magazine article, I will! Out of 14 chapters, only four concern themselves with the Psion software and two more address printer and monitor compatibility. So, if you want to pay \$26 for six chapters of information, some of which may already be covered in the User Guide, go right ahead. I certainly am not.

● ZX8301...where are you?

Let me close with a hot rumor (or since it's from England is a rumour?). Syd Day from QUANTA indicates that additional ZX8301 chips are going to be produced. In my dealings with PV Tubes and Strong Computers I've found out that at the present time there are none available. If the QL is to stay alive, a supply of these chips is mandatory. I hope this rumor is fact!

Don't forget the picnic on the 24th. Till next month.



cats 4 september

GRAPHICS AND THE Z88 by Pieter van Dijk

The Z88 has no facilities to show graphics on its screen. But in combination with a QL it is possible to get graphic output from a Basic program, run on the Z88! What you need is a cable from the Z88 to the SER port on the QL and the TURBO compiler to compile a little program on the QL.

The Superbasic program for the QL is shown below:

```

100 DIM A$(1),B$(256)
110 OPEN#3,SER2:BS=' '
120 COMMAND_LINE
130 TYPE_IN"INK#0,0:"&CHR$(10)
140 REPEAT LOOP
150 AS=INKEY$(#3)
160 IF AS=CHR$(13)
170 AS=INKEY$(#3)
180 TYPE_IN B$&CHR$(10):BS=AS
190 IF AS=CHR$(163): EXITloop: END IF
200 ELSE
210 B$=B$&AS
220 END IF
230 END REPEAT LOOP
240 TYPE_IN"WINDOW#0,512,50,0,206"&CHR$(1-
0)
250 TYPE_IN "INK#0,7"&CHR$(10)
260 CLOSE#3

```

This program monitors SER2 and redirects every string it receives to Superbasic channel#0 as if it was typed in on the QL keyboard. This is done with the TURBO commands TYPE_IN and COMMAND_LINE which are included in the Runtime Extensions of TURBO. In order to make the command lines invisible INK#0,0 is used at the start of the program and INK#0,7 at the end to make input visible again. Line 150 and 170 read incoming characters. Line 160 checks for the end of a string and line 190 detects the end of the program on the Z88 (Char 163 is used for this purpose).

When preparing for compiling the Superbasic windows and ink colours have to be set as they are copied into the compiled program. I used the following:

```

WINDOW 512,256,0,0:INK 7:PAPER 0:CLS
INK#0,0:CHARGE

```

In the TURBO Panel the number of windows is set to 2 (#0 and #1), and the compiled file is called GRAF_EX

The following Boot Program can be used to start the compiled program:

```

100 A=RESPR(5534):LBYTES
FLP1_RUNTIME_EXTS,A
110 CALL A
120 WINDOW 512,256,0,0:PAPER 0:INK 7
130 WINDOW#0,6,10,0,246:PAPER#0,0:IN-
K#0,0
140 CLS:CLS#0
150 EX FLP1_GRAF_EX

```

Lines 120 to 140 are used to tidy up the windows and line 150 executes the program. The command EX must be used so that it can multitask with Superbasic. If more than one run is made use RUN 120

An example of a program on the Z88 is shown below:

```

100 C=OPENOUT("COM.0")
110 PROCt("CLS:SCALE2000,-1600,-1000-
")
120 FOR L=0 TO 2*PI STEP PI/25
130 X$=STR$(INT(400*COS(L)))
140 Y$=STR$(INT(400*SIN(L)))
150 PROCcir(X$,Y$,"500")
160 NEXT L
170 PROCt(CHR$(163))
180 CLOSE#C:END
190 DEFPROCt(A$):PRINT#C,A$:ENDPROC
200 DEF PROCcir(X$,Y$,R$)
210 PRINT#C,"CIRCLE"+X$+" "+Y$+" "+R$
220 ENDPROC

```

Line 100 opens a channel to the serial port and 180 closes it again. Command strings for the QL are processed with the procedures t and cir. The calculations are done by the Z88 in lines 120 to 160. Line 170 indicates the end of the program (char 162 is "" in the QZ88). As can be seen in this program any command can be given to the QL and with the use of procedures it is not complicated.

DESKTOP PUBLISHING by Vernon Smith

A newsletter editor's viewpoint

Desktop publishing is one of the hot personal computer areas these days. Computer magazines are filled with dtp ads. We look at them, with the slick looking page layouts, and say to ourselves, "Hey, I can do that. No sweat!" So we go out and buy the program, load it up, and find that it is a lot harder than it looks. Sound familiar? I have found out that there are several rules that control the success of any desktop publishing venture.

□ RULES FOR SUCCESS

First, there must be an actual need for dtp, such as a newsletter, rather than a future need. Why? The deadlines of a real requirement speed up the learning process. One big problem, at least for me, is that I'm lazy. If I can't get the hang of how to use a program very quickly, I lose interest and consign it to the "file" box. If I have to produce something, I am forced to learn how to use the software. Second, it pays to be flexible when using dtp. Use it when it makes sense but be aware, that in some instances, the old "paste up" method can save time.

□ NEED SPEEDS LEARNING

I got into dtp over a year ago. I started with the program from Gap but it was so crude that I immediately lost interest. Furthermore, I had no real requirement for its use. Soon after that, Digital Precision introduced Desktop Publisher. About that time I took over the newsletter from John Riley, so it was learn how to use DTP or fall on my face. As far as I'm concerned, DTP was very easy to use even though the documentation, especially in the text handling area, left a lot to be desired. Later in the Fall, version 2.0 of DTP was introduced and it overcame most of the shortcomings of version 1.0. Importation of text files (Quill, The Editor, or ASCII) is difficult to impossible and the instructions in the user's manual for this function are so sparse and poorly written as to be worthless. Why they skimped in this area, I don't

know, since externally produced files are probably the easiest way to prepare text for publication. I will concede, however, that DTP has the most features and is the easiest to use of all of the dtp programs for the QL; however, the Deluxe Edition for 512K QLs costs over \$100. When compared with dtp programs available for other computers, is a bit pricey, especially when you consider how poorly it handles imported text files.

□ DON'T WASTE TIME

Which brings us to the second rule. Because of the text entry problems mentioned above, I usually print out a file and then paste it up. This is especially true since I bought a NEC P2200 24 pin printer. For large blocks of text, its letter quality printing looks better than any of DTP's variety of styles. When I first got DTP, I slavishly tried to produce entire pages using it but found that it was taking me far too long to get the newsletter out. Volunteers usually have jobs to pay the rent! I look at this time as well spent, though, since it quickly gave me a familiarity with the program that a casual user wouldn't get. That's the big picture, but how is the CATS newsletter produced?

□ THE CATS NEWSLETTER

The newsletter really starts at the Fairfax Station mailbox. As I read the newsletters, I decide if there are any articles which I want to reprint. If there are, I Xerox them so I can paste them up. These, and the member's articles, constitute the "meat" of the issue.


Then there is what I call "boilerplate", those pages that change very little from issue to issue: the cover, editorial, and front pages. The cover page requires a meeting date change and then its ready to print, I save the front page till last so my contents and

contributor listing will be correct. Presidential Ramblings is pasted in. On Page Two, I change the agenda and the month at the bottom and then it is ready because I paste in the editorial. Since I refer to the contents, it is prepared after the rest of the newsletter is finished. DTP can hold 2 pages in memory, so I have a page of common items that appear in the newsletter, but not in the same place each issue. The information blocks for newsletter submissions, advertising rates, and the tape library are examples of this. I load this page and then "cut and paste" the information to wherever I need it. I take the printed pages and the hard-copy from contributors and other newsletters, and paste them onto 11" X 17" sheets, which, when folded in half, give the required 8 1/2" X 11" pages.

That's how the newsletter is assembled using a desktop publishing program, but, if you're not a newsletter editor, how can you use it? In all honesty, at the present time it's a solution looking for a problem; however, every day there are more uses being "discovered". Use your imagination. Prepare a cover for a report that you use at work, layout a flyer for soccer league signups, or design a bulletin board notice. Here's one. Become the CATS Newsletter Editor when I burn out!

□ THE FUTURE OF dtp

As far as dtp programs on the QL, I wouldn't expect Digital Precision to further upgrade DTP. There just isn't enough financial return for the amount of effort required. For the same reason, I doubt that another program will come on the scene. We will just have to be happy with what we have, which is a great deal.



cats 6 september

AUDIT COMMITTEE COMPLETES WORK

CATS records in excellent shape

Duane H. Parker
1962 Church Rd
Baltimore, MD 21222

August 13, 1988

TO: The Membership of C. A. T. S.

We have examined the C. A. T. S. accounting records maintained by Ruth Pegley. We checked the general order of the records and spot checks several transactions. The records were in excellent order and the transactions checked were found to be correct.

A calculation of membership dues paid indicates that 60 members renewed their dues in the last membership year and 28 new members paid dues in the same period.

Our examination of records also indicates that group buys of hardware have been difficult to record completely. The C. A. T. S. accounts presently suggest some disbursements for hardware items are due, based on the following:

Hardware sold, amt received:	\$3536.00
Paid for hardware:	\$2450.00
Surplus	\$1086.00

Ruth indicates that a properly documented request for reimbursement has not been received by her by a leader of one of the good buys.

We recommend that a form be designed to assist those members who arrange a group buy.

Respectfully submitted,

Duane H. Parker

Duane H. Parker

and

Thomas Ball

Dave Quinn

which plugs into the port behind the 2068 and which will allow the proper cable to be connected to the printer. These interfaces are widely advertised in Sinclair literature, and are priced around \$100.

Also, it is necessary to obtain "printer driver" software. This usually comes with word processing software (such as "M-Term" for the 2068), and permits the computer to intelligently operate the printer.

Or, for a wild solution, it is possible to modify a Sinclair 2050 modem by

adding a serial port and connecting the proper cable to the serial printer. The end result will be a modem which can be used for either printing applications or for telephone communications. TIME DESIGNS Magazine, March/April 1988 issue, contains an article on how to accomplish this.

Q: Can I connect my QL printer to a 2068, and if so, how?

A: We're not sure what a "QL printer" looks like. However, to make

this combination work, it is certain that a parallel/serial converter (or card) would be needed for the back port on the 2068. This would convert the output of the 2068—normally intended for the 2040 printer—into a form that an "alien" printer could use.

Q: How can I connect my floppy disk drives to my 2068 and my QL for little money?

A: Since low-cost computing is the mission of Sinclair hobbyists worldwide, the question is a challenging one. However, there doesn't seem to be any way of accomplishing this particular task without some outlay of funds. What is needed is a pair of disk interface cards, one for each of the computers. These disk interface cards are available in many flavors, but usually cost around \$200.

With some knowledgeable modifications, it should be possible to fix one cable so that it will operate either one disk drive or the other. It will never be possible, however, to connect the disk drive to both computers at the same time, unless you want to install an expensive data-switching box, so you can alternate

Continued on Page 10

TAPE LIBRARY INFORMATION

The C.A.T.S. tape library is available to all full (\$18) members. Prices, per cassette, are \$3.00 by mail or \$1.00 at the meeting.

C.A.T.S. does not have Public Domain software for sale.

Mail order requests, and submissions for publication, should be sent to the tape librarian:

Rev. John Riley

120 N. Fairlawn Dr.

Carrollton, GA 30117

Checks or money orders should be made payable to C.A.T.S.

We will continue to "compensate" contributors with one free cassette from the library.

ASK MANNIE--Version 2

NOTE: The following is a continuation of the Q & A session originated in July by CATS member MANNIE QUINTERO, the coverage of which began in the August, 1988 CATS Newsletter.

Q: How does one hook up a 2068 computer to a Seikosha SP-1000 printer?

A: First, it is necessary to determine if the Seikosha is a serial or parallel printer. The consensus is that it is probably serial.

Then, it is necessary to acquire a hardware interface device (or card)

cats 8 september

"OH BANNA...GIVE ME A LETTER"

A Software Review of 'Money Machine II'

by John Colonna, SINCUS


Reprinted from SINCUS News, July/August, 1988



Remember when (not meaning to sound like Andy Rooney...but) you had to buy a board game to play your favorite T.V. quiz program? Well, if "Wheel of Fortune" is your favorite gameshow, it is now available for the 2068 computer. Herb Bowers and ABBA Software offer a 'Wheel of Fortune' clone called 'Money Machine II' that captures the essence of this popular television show. You even get a little sprite named 'Banna Brite' to turn those letters. Perhaps the only thing you don't get are the prizes!

Money Machine II is played very simi-

larly to Wheel of Fortune with the spacebar controlling the wheel that sounds incredibly like the one heard on our T.V. sets. Up to three people can play this family, fun game. Individuals can also play by 'passing' the other two players. There are five rounds of competition before the overall winner is declared. Several hundred puzzles are contained on the original cassette and tapes of 800 each are available. Another program is available to make your own puzzles. To avoid repetition while playing at one sitting, the puzzles are randomly selected without using the same puzzle twice. To avoid an unfair advantage from having played previously the players do have the opportunity to choose different puzzles.



Money Machine II interacts quite well with the players with its bright colors, flashing messages, various print sizes, appropriate audio reactions, and thorough documentation. A game clock keeps players on their toes to encourage continuous play. Every detail seems to have been covered. A method for tie breaking after the end of five rounds is provided. Players are reminded about the free spin they previously acquired. 'Banna' lets you know that your phrase contains an apostrophe. And one does know, when the bonus round is coming up!

Approximately one week after I sent in my order the Money Machine II tape arrived. It came on a

LASER C-10 cassette and took about 4 and one-half minutes to load. I had no loading problems and Herb Bowers assures me that all his programs he saved directly from his 2068 without the use of high speed duplicating equipment. He loads

each tape twice on different recorders to verify their 'loadability'. Herb is '2068' all the way from the labels on the the cassette and mailing package and

to the documentation from the 2040 printer. This software package is available for a modest \$12.00 from



cats 9 september

Herb Bowers, Sr., ABBA Software, 2588 Woodshire Circle, Chesapeake, VA 23323. The letter this software package rates is an 'A'!

Editors note: Herb Bowers is a CATS member. He is donating the original Money Machine program to CATS for the use of the members. The ad for Money Machine II is on Page 11.

2nd Annual

PICNIC IN THE PARK

September 24th
11AM to dark

Laurel Picnic Area
Greenbelt Park



ASK MANNIE

Continued from page 8

between them.

Q: How can I get a Centronics 704 printer going to my 2068 and my QL? I have no documentation on the printer.

A: It is imperative to have copy of the owner's manual in order to learn how this printer handles the "control codes". This information can then be incorporated in the word processing or application software which will eventually drive the printer.


You will need hardware interfaces for both the 2068 and the QL, or it might be possible to obtain a "black box" for a fairly substantial sum that would serve as an interface between your Centronics printer and both your computers.

But first you need the owner's manual for the printer. I would suggest you contact me, Mannie, via this column, and I will provide you with the address and telephone number of the CENTRONICS Company in New England. Then, at your convenience, you can get in touch with them and tell them what it is you need. Include all the information you have on the model and type of your particular printer. If the manual is out of print, ask who might have a copy you can duplicate. Enclose a SASE and you are likely to get all the information you want!

WE WELCOME YOUR QUESTIONS

Send them to:

Ask Mannie
P.O. Box 467
Fairfax Station, VA 22039



IT'S GROUP BUY RAMDISK for the QL TIME AGAIN!

by Mike Mitchell

BoSTUG Sinclair Timex Newsletter

May/June 1988

v. 1.2 Keyboard chips

Do your keystrokes give you more than you wanted?

If you are like me, whenever I get around a computer I forget all about the correct way I learned to type "way back" in high school. Now I just use a "one finger" method. Not pretty but effective. Well, sort of... I still "fat finger" a lot of keys and, with the QL, it is a disaster. It seems like I spend half of the time going back and deleting extra characters.

But don't worry. Doctor Smith to the rescue! Have I got a deal for you! The version 1.2 keyboard controller chip. I've installed them in all of my machines and they are things of wonder. Now if you slip off a key, you don't get multiple characters. It won't make you a perfect typist or correct your grammar, but it could cause you to use fewer expletives while you are producing that Quill masterpiece.

This is about the simplest mod we've ever done on the QL. Even those that feel intimidated as soon as the cover comes off, shouldn't feel apprehensive about this job. After the case is open, just remove the big 8049 chip on the bottom right, near the microdrives, and put in the new keyboard controller chip. That's all there is to it. Simple, huh?

So what's it going to cost? I thought you'd never ask. \$14.50. Isn't that a cheap price to pay for peace of mind? I will be taking names of people who want the chips, AT THE SEPTEMBER MEETING. For those that can't make the meeting or live out of the local area, phone or write me. *The DEADLINE for ordering these chips is October 7.*

cats 10 september

RAMdisking capabilities can increase the versatility of a computer by providing temporary file storage.

RAMdisk reserves a portion of memory for files. Thereafter you access the file the same way you access it on disk or on microcartridge. There are two differences: The device is called ram as in 'ram_fred'. The other difference is that access to the file is very much quicker than to files stored on magnetic media.

A practical application is in exporting and importing files between PSION programs.

QDOS anticipated ram disk and allows for up to eight ram disks to be addressed.

Of the two types of ramdisking the first is called dynamic ramdisking and creates eight zero sector ramdisks. As files are stored in a ramdisk its size expands up to the available free memory in ram; a 'DIR ram1.' might show -22/0 for a file of 22 sectors. The advantage is that only as much free memory is allocated for ramdisking as is required.

The other type, published here, is a static ramdisk. You determine how many sectors you want when formatting the ramdisk. A certain amount of guessing is necessary.

Key-in the following Super-BASIC program. There is a lot of hex data but it would be 50% greater in decimal code.

When done, RUN the program with a formatted cartridge in mdv1. Two things happen: You create "ramdisk_bin", a binary file, and a SuperBASIC file called ram_boot that loads the binary code and generates a sample of ramdisking speed.

To be continued in the next issue

CLASSIFIED ADS

FOR SALE

Silver Reed EX34 daisy wheel printer/typewriter
ONLY \$160, FOR A LIMITED TIME

Has standard parallel port and uses Quill printer driver. Price includes 2 extra print wheels and 6 ribbons.

ICE+Mouse with Icicle and Artico

Originally \$150, now \$75

Cadillac of mouse/icon systems

Prices are PLUS shipping

Vernon Smith (703) 978-1835

or CATS PO box



WRx16 Continued from page 7

OPTICAL SYNCHRONIZING ROUTINE CALL THIS BEFORE CHANGING MODES TO PREVENT SCREEN FLICKER.			
E.G. CALL SYNC			
JP HRES			
OR			
CALL SYNC			
JP NRHL			
addr	HEXCODE	NAME	MNEMONIC
4105	CD280F	SYNC CALL	SLOW
4108	FD4634	LD B, (FRHS)	
410B	3A3440	NFM? LD A, (FRHS)	
410E	B8	CP B	
410F	28FA	JR Z NFM?	
4111	C9	RET	

TABLE 3: BIPL0T SERVICE ROUTINES	
START=16640	BYTES=177
033:042:000:024:008:033:042:001:	
024:003:033:230:001:034:189:044:	
205:148:045:221:033:144:044:201:	
205:148:045:221:033:129:002:201:	
000:033:000:032:024:003:033:000:	
040:001:000:014:054:000:011:084:	
093:019:237:174:201:033:132:044:	
001:032:000:126:198:128:119:024:	
237:038:032:024:022:038:048:024:	
018:205:073:065:024:247:038:032:	
024:015:038:048:024:011:205:084:	
045:024:247:253:203:059:214:024:	
004:253:203:059:150:237:075:054:	
044:042:128:041:144:218:173:014:	
087:089:203:058:203:027:203:058:	
203:027:203:058:203:027:044:000:	
025:084:121:230:007:040:001:000:	
008:203:002:203:017:061:032:012:	
253:203:059:084:040:004:203:193:	
024:002:203:129:016:235:113:201:	
203:043:015:253:070:052:058:052:	
064:184:040:250:042:030:237:071:	
201:	

HERB BOUERS PROUDLY PRESENTS

MONEY MACHINE II

Based on a Popular TV Game Show

STARRING LOVELY MISS BANNA BRITE

The Ultimate Word Game

The all new MONEY MACHINE II
FEATURING:

New theme!!

Fantastic Family Fun!!

"BANNA" turning the letters

Hundreds of NEW Puzzles

Solo or 2 or 3 Players

All this for only

T/S 2068

Cassette

\$12.00 (US)

Includes Postage-via 1st Class

AB
S
D
V
F
T
SOFT
A
B
A
| Accurate Business, Bookkeeping and Accounting Software

HERB BOUERS, Sr.
2588 Woodshire Circle
Chesapeake, VA 23323
Phone: 804 487-5924

WANTED

Uncle John Wants You!

HERE'S THE CHANCE TO DO SOMETHING FOR THE GROUP

John Riley, our Tape Librarian, is trying to assemble a tape of Astronomy programs. He needs a volunteer(s) to key in some of the programs. Contact him directly or through the CATS P.O. box.

ADVERTISING INFORMATION

C.A.T.S. will run one free 1/4 page "commercial" ad per one year full (\$18) membership. Non-commercial ads may be submitted at any time. Publication dates for both types will be determined by the Newsletter Editor.

Advertising Rates

Full page \$25; 1/2 page \$15; 1/4 page \$10; 2" x 2 1/2" \$7

cats 11 september

CATS maintains a gratis exchange of newsletters with approximately 30 users groups across the U.S. Clubs not sending a n/1 to us for six months are automatically taken off the list.

Editor & contact person
 Vernon Smith
 {703} 978-1835
 (801) 730-7181
 Members at Large
 Mark Fisher
 Ruth Feigley
 Mike Wernick
 George Rey
 Hank Dickson
 1st Vice President
 2nd Vice President
 Secretary
 Treasurer
 President
 Bill Barnhart

Executive Board

is a not-for-profit group devoted to serving the interests of those who own, use, or are interested in the Timex/Sinclair family of computers.

Users Group

The Capital Area Timex Sinclair

TimeX SIG on CompuServe: Wednes-
 day night, 10 P.M. Eastern time
 {GD CLUB}.
 02X 085: {505} 522-7081 FID0 net
 15, node 6, East Coast dial {703}
 547-4815 FID0 net 18, node 9.

Networks

Memberships cost \$18 per year,
 are good for 12 months, and in-
 clude all privileges (access to
 libraries, group buys, etc.).
 A newsletter subscription only
 is available for \$12 per year.

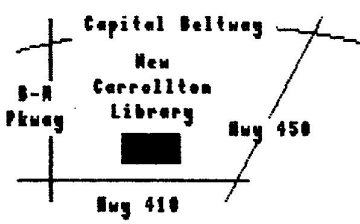

Newsletter

Monthly meetings are held from
 11 AM to 4:30 PM, on the second
 Saturday of each month, at the
 New Carrollton Public Library.

Meetings

CATS Newsletter
 P.O. Box 467
 Fairfax Station, VA 22039

FIRST CLASS



The next meeting of CATS will be held on:
 Saturday, September 10, 1988 11:00 AM Hardware Workshop
 12:00 CYR Workshop 2:00 PM General Meeting

At: New Carrollton Public Library
 7414 Riverdale Road (Hwy 410), New Carrollton, MD

IF YOU ARE NOT A MEMBER OF CATS, THIS IS THE ONLY ISSUE YOU WILL RECEIVE

DUES: \$18 per year, per family

TIM SWENSON
 6145 - 603 LEEBURG PIKE
 FAUS CHURCH,
 VA 22041